



R-934M-0

Men's Long Sleeve PolyCotton Easy Care Poplin Shirt



PolyCotton Poplin shirts are elegant and extremely versatile. And our Classic Fit now comes in 8 colours for both male and female styles.

- Classic style boned collar
- Rounded 2 button adjustable cuff plus single button on cuff gauntlet
- Back yoke with 2 side pleats
- Mitred edge pocket over left chest
- Straight bottom hem
- Spare button
- Easy Care



MATERIAL:

65% Polyester; 35% Cotton Poplin



WEIGHT:

Colours 110g/m²;
White 115g/m²



PACKING:

Pack 1; Carton 12



LAUNDRY CARE:

Suitable for 40°C wash and tumble dry



ORIGIN:

Bangladesh

		S	M	L	XL	2XL	3XL	4XL
Your body measurement								
To fit chest	cm	92/97	97/102	102/107	107/112	112/117	117/122	122/127
	Ins	36/38	38/40	40/42	42/44	44/46	46/48	48/50
Collar (to fit) UK Dual Collar Sizes	cm	37/38	39/40	41/42	43/44	45/46	47/48	49/50
	Ins	14.5/15	15.5	16/16.5	17/17.5	18	18.5/19	19.5
Garment dimensions								
Chest Size: cm		110	116	125	134	146	153	160
Back Length: cm		76.5	77.5	78.5	79.5	80.5	82.5	83.5

DECORATOR NOTES

The elegant lightweight fabric is especially suited for embroidery.



COLOURS

WHITE 30	BLACK 36	CORPORATE BLUE CP	CLASSIC RED CR	LIME LM	ORANGE 44	TURQUOISE 65	PURPLE 81
PANTONE® FABRIC: 11-0601 TPX PAPER: 7541 C C:0 M:0 Y:0 K:0	PANTONE® FABRIC: 19-4005 TPX PAPER: BLACK C C:100 M:50 Y:50 K:100	PANTONE® FABRIC: 16-4021 TPX PAPER: 652 C C:60 M:35 Y:0 K:5	PANTONE® FABRIC: 19-1764 TPX PAPER: 1945 C C:0 M:100 Y:80 K:25	PANTONE® FABRIC: 14-0446 TPX PAPER: 584 C C:25 M:0 Y:95 K:0	PANTONE® FABRIC: 17-1464 TPX PAPER: 1665 C C:0 M:77 Y:100 K:0	PANTONE® FABRIC: 16-4535 TPX PAPER: 638 C C:70 M:0 Y:10 K:0	PANTONE® FABRIC: 19-3737 TPX PAPER: 7447 C C:90 M:100 Y:30 K:15



Unsere Popeline-Hemden und -Blusen aus Baumwollmischgewebe sind elegant und vielseitig einsetzbar. Das Modell im klassischen Schnitt ist nun in 8 Farben als Damen- und Herrenversion erhältlich.

- Stäbchen-verstärkter, klassischer Kragen
- Mit zwei Knöpfen verstellbare abgerundete Manschetten, dazu ein Knopf auf dem Manschettenaufschlag
- Rückwärtige Schulterpasse mit zwei an den Seiten eingelegten Falten
- Brusttasche links mit abgeschrägten Ecken
- Gerade geschnittener Saum
- Ersatzknöpfe
- Pflegeleicht (Easy Care)


MATERIAL:

65% Polyester; 35% Baumwoll-Popeline


GEWICHT:

 Farben 110 g/m²;
Weiß 115 g/m²

VERPACKUNG:

Pack 1; Karton 12


WASCHANLEITUNG:

Geeignet für 40° Wäsche und Wäschetrockner


HERKUNFT:

Bangladesch

		S	M	L	XL	2XL	3XL	4XL
Ihre Körper Maße								
Brustumfang	cm	92/97	97/102	102/107	107/112	112/117	117/122	122/127
	Ins	36/38	38/40	40/42	42/44	44/46	46/48	48/50
Kragenweite	cm	37/38	39/40	41/42	43/44	45/46	47/48	49/50
	Ins	14.5/15	15.5	16/16.5	17/17.5	18	18.5/19	19.5
Kleidergrößen								
Brustumfang: cm		110	116	125	134	146	153	160
Rückenlänge: cm		76.5	77.5	78.5	79.5	80.5	82.5	83.5


HINWEISE ZUR VEREDLUNG


Dieses elegante, leichte Gewebe bietet eine hervorragende Grundlage für feineren Stick.


FARBEN

 PANTONE®
FABRIC: 11-0601 TPX
PAPER: 7541 C
C:0 M:0 Y:0 K:0

 PANTONE®
FABRIC: 19-4005 TPX
PAPER: BLACK C
C:100 M:50 Y:50 K:100

 PANTONE®
FABRIC: 16-4021 TPX
PAPER: 652 C
C:60 M:35 Y:0 K:5

 PANTONE®
FABRIC: 19-1764 TPX
PAPER: 1945 C
C:0 M:100 Y:80 K:25

 PANTONE®
FABRIC: 14-0446 TPX
PAPER: 584 C
C:25 M:0 Y:95 K:0

 PANTONE®
FABRIC: 17-1464 TPX
PAPER: 1665 C
C:0 M:77 Y:100 K:0

 PANTONE®
FABRIC: 16-4535 TPX
PAPER: 638 C
C:70 M:0 Y:10 K:0

 PANTONE®
FABRIC: 19-3737 TPX
PAPER: 7447 C
C:90 M:100 Y:30 K:15



Les Chemises en polycoton sont élégantes et se portent en toutes circonstances. Notre Chemise Coupe Classique est, quant à elle, désormais disponible dans 8 couleurs différentes, pour les hommes mais également pour les femmes.

- Col de forme classique baleiné
- Poignets réglables arrondis à 2 boutons et patte capucin à bouton unique
- Empiècement arrière avec 2 plis latéraux
- Poche de poitrine à bords biseautés sur le côté gauche
- Bas droit
- Entretien facile
- Boutons de rechange


COMPOSITION:

Popeline 65% Polyester; 35% Coton


DENSITÉ:

Couleurs 110g/m²;
Blanc 115g/m²


CONDITIONNEMENT:

Paquet 1; Cartons 12


ENTRETIEN:

Lavage en machine à 40°C et séchage au sèche-linge


ORIGINE:

Bangladesh

		S	M	L	XL	2XL	3XL	4XL
Votre taille								
Tour de poitrine	cm	92/97	97/102	102/107	107/112	112/117	117/122	122/127
	Ins	36/38	38/40	40/42	42/44	44/46	46/48	48/50
Tour de cou double mesure de col	cm	37/38	39/40	41/42	43/44	45/46	47/48	49/50
	Ins	14.5/15	15.5	16/16.5	17/17.5	18	18.5/19	19.5
Mensurations des produits								
Tour de poitrine: cm		110	116	125	134	146	153	160
Longueur de dos: cm		76.5	77.5	78.5	79.5	80.5	82.5	83.5

NOTES POUR LA PERSONNALISATION

Cette matière légère et élégante se prête particulièrement bien aux broderies les plus fines


COULEURS

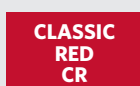

PANTONE®
FABRIC: 11-0601 TPX
PAPER: 7541 C
C:0 M:0 Y:0 K:0



PANTONE®
FABRIC: 19-4005 TPX
PAPER: BLACK C
C:100 M:50 Y:50 K:100



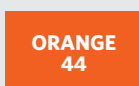
PANTONE®
FABRIC: 16-4021 TPX
PAPER: 652 C
C:60 M:35 Y:0 K:5



PANTONE®
FABRIC: 19-1764 TPX
PAPER: 1945 C
C:0 M:100 Y:80 K:25



PANTONE®
FABRIC: 14-0446 TPX
PAPER: 584 C
C:25 M:0 Y:95 K:0



PANTONE®
FABRIC: 17-1464 TPX
PAPER: 1665 C
C:0 M:77 Y:100 K:0



PANTONE®
FABRIC: 16-4535 TPX
PAPER: 638 C
C:70 M:0 Y:10 K:0



PANTONE®
FABRIC: 19-3737 TPX
PAPER: 7447 C
C:90 M:100 Y:30 K:15

**R-934M-0**

Camisa de Hombre de Popelina Manga Larga y Fácil Cuidado de Poliéster y Algodón



Las camisas de Poliéster y Algodón son elegantes y muy versátiles. Nuestro corte clásico está ahora disponible en 8 colores para hombre y para mujer.

- Cuello almidonado de estilo clásico
- Puños ajustables con dos botones y un botón adicional en la abertura de la manga
- Canesú trasero con dos pinzas laterales
- Bolsillo en ángulo recto en el pecho izquierdo
- Corte de faldón recto
- Fácil cuidado
- Botones de repuesto

**MATERIAL:**

Popelina 65% poliéster/35% algodón

**PESO:**Colores: 110g/m²,
Blanco: 115g/m²**EMPAQUETADO:**

Paquete 1; Caja 12

**CUIDADOS:**

Lavado a máquina a 40°C y secado a máquina

**ORIGEN:**

Bangladesh

		S	M	L	XL	2XL	3XL	4XL
Medida de su cuerpo								
Contorno del pecho	cm	92/97	97/102	102/107	107/112	112/117	117/122	122/127
	Ins	36/38	38/40	40/42	42/44	44/46	46/48	48/50
Cuello (medida) UK Cuello disponible en dos tamaños	cm	37/38	39/40	41/42	43/44	45/46	47/48	49/50
	Ins	14.5/15	15.5	16/16.5	17/17.5	18	18.5/19	19.5
Dimensiones de la prenda								
Contorno de pecho: cm		110	116	125	134	146	153	160
Longitud trasera: cm		76.5	77.5	78.5	79.5	80.5	82.5	83.5

INDICACIONES DE DECORACIÓN

Tejido ligero y elegante especialmente indicado para bordados de calidad.

**COLORES**


PANTONE®
FABRIC: 11-0601 TPX
PAPER: 7541 C
C:0 M:0 Y:0 K:0



PANTONE®
FABRIC: 19-4005 TPX
PAPER: BLACK C
C:100 M:50 Y:50 K:100



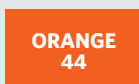
PANTONE®
FABRIC: 16-4021 TPX
PAPER: 652 C
C:60 M:35 Y:0 K:5



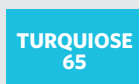
PANTONE®
FABRIC: 19-1764 TPX
PAPER: 1945 C
C:0 M:100 Y:80 K:25



PANTONE®
FABRIC: 14-0446 TPX
PAPER: 584 C
C:25 M:0 Y:95 K:0



PANTONE®
FABRIC: 17-1464 TPX
PAPER: 1665 C
C:0 M:77 Y:100 K:0



PANTONE®
FABRIC: 16-4535 TPX
PAPER: 638 C
C:70 M:0 Y:10 K:0



PANTONE®
FABRIC: 19-3737 TPX
PAPER: 7447 C
C:90 M:100 Y:30 K:15



Le camicie in popeline di poliestere e cotone sono eleganti ed estremamente versatili ed il nostro modello classico è adesso disponibile in 8 colori per uomo e donna.

- Colletto classico con stecche
- Polsino stonato con 2 bottoni regolabili e bottone aggiuntivo al listino
- Carré con 2 pieghe laterali
- Taschino lato sinistro
- Orlo dritto
- Stirofacile
- Bottoni di scorta


MATERIALE:

65% Popeline;
35% poliestere/cotone


PESO:

Colori: 110g/m²;
Bianco: 115g/m²


IMBALLO:

Pacco 1; Cartone 12


LAVAGGIO:

Lavabile a 40°C e resistente all'asciugatrice


ORIGINE:

Bangladesh

		S	M	L	XL	2XL	3XL	4XL
La misura del Vostro corpo								
Torace da vestire	cm	92/97	97/102	102/107	107/112	112/117	117/122	122/127
	Ins	36/38	38/40	40/42	42/44	44/46	46/48	48/50
Misura dei collo in due taglie	cm	37/38	39/40	41/42	43/44	45/46	47/48	49/50
	Ins	14.5/15	15.5	16/16.5	17/17.5	18	18.5/19	19.5
Misure del capo								
Misura del torace in: cm		110	116	125	134	146	153	160
Misura delle spalle in: cm		76.5	77.5	78.5	79.5	80.5	82.5	83.5

NOTE PER I DECORATORI

Il tessuto leggero ed elegante è particolarmente indicato per i ricami più raffinati


COLORI

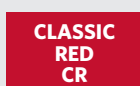

PANTONE®
FABRIC: 11-0601 TPX
PAPER: 7541 C
C:0 M:0 Y:0 K:0



PANTONE®
FABRIC: 19-4005 TPX
PAPER: BLACK C
C:100 M:50 Y:50 K:100



PANTONE®
FABRIC: 16-4021 TPX
PAPER: 652 C
C:60 M:35 Y:0 K:5



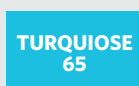
PANTONE®
FABRIC: 19-1764 TPX
PAPER: 1945 C
C:0 M:100 Y:80 K:25



PANTONE®
FABRIC: 14-0446 TPX
PAPER: 584 C
C:25 M:0 Y:95 K:0



PANTONE®
FABRIC: 17-1464 TPX
PAPER: 1665 C
C:0 M:77 Y:100 K:0



PANTONE®
FABRIC: 16-4535 TPX
PAPER: 638 C
C:70 M:0 Y:10 K:0



PANTONE®
FABRIC: 19-3737 TPX
PAPER: 7447 C
C:90 M:100 Y:30 K:15



Koszule poplin są niezwykle eleganckie i bardzo wszechstronne. Wraz z wprowadzeniem 5 nowych wersji stylowych, nasza koszula z polibawełny zaspokaja każde wymagania użytkownika.

- Klasyczny, stylowy kołnierzyk
- Okrągłe, zapinane na podwójne guziki mankiety z jednym guzikiem na nadgarstku
- Karczek z dwoma bocznymi plisami
- Skośne kieszenie po lewej stronie na wysokości klatki piersiowej
- Proste dolne obszycie
- Zapasowy guzik
- Łatwa w pielęgnacji


MATERIAŁ:

65% poliester; 35% bawełna poplin


GRAMATURA:

 Kolory: 110g/m²;
Biały: 115g/m²

PAKOWANIE:

Opakowanie 1; Karton 12


PRANIE:

Prac w 40°C, suszyć w suszarce


POCHODZENIE:

Bangladesz

		S	M	L	XL	2XL	3XL	4XL
Twoje wymiary								
Klatka piersiowa do dopasowania	cm	92/97	97/102	102/107	107/112	112/117	117/122	122/127
	Ins	36/38	38/40	40/42	42/44	44/46	46/48	48/50
Kołnierzyk (do dopasowania) podwójny rozmiar kołnierzyka UK	cm	37/38	39/40	41/42	43/44	45/46	47/48	49/50
	Ins	14.5/15	15.5	16/16.5	17/17.5	18	18.5/19	19.5
Wymiary ubrania								
Rozmiar klatki piersiowej: cm		110	116	125	134	146	153	160
Długość pleców: cm		76.5	77.5	78.5	79.5	80.5	82.5	83.5

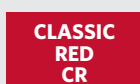
UWAGI DEKORATORA

Elegancka lekka tkanina jest szczególnie przystosowana do haftu.


KOLORY

 PANTONE®
FABRIC: 11-0601 TPX
PAPER: 7541 C
C:0 M:0 Y:0 K:0

 PANTONE®
FABRIC: 19-4005 TPX
PAPER: BLACK C
C:100 M:50 Y:50 K:100

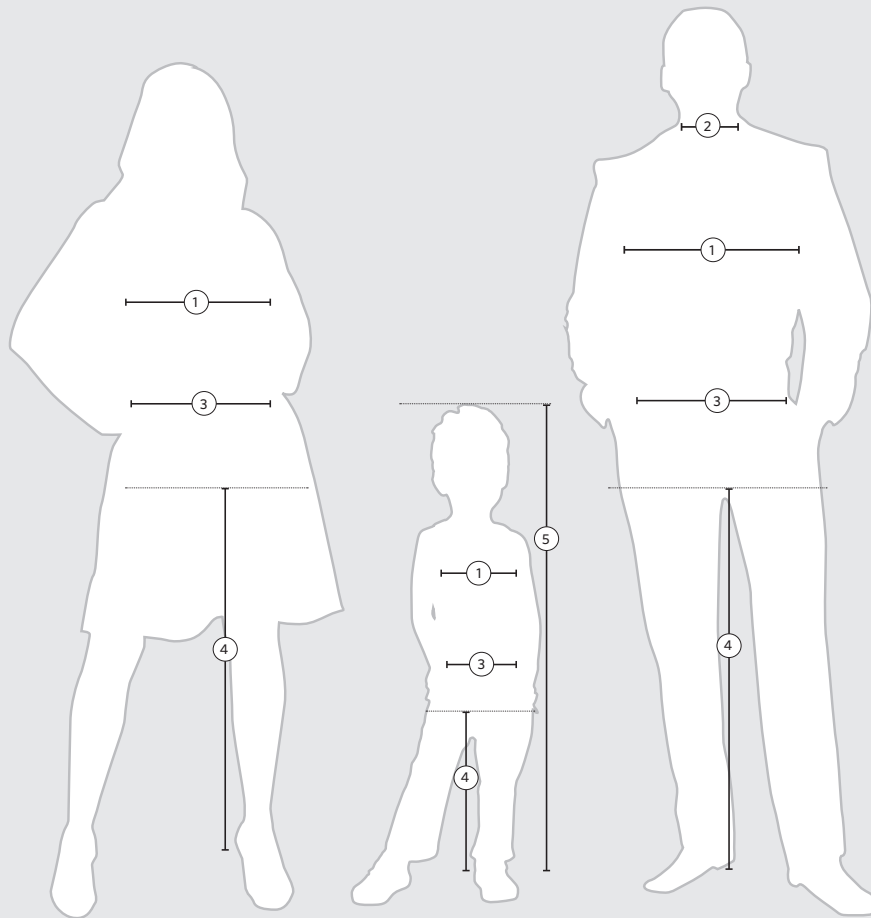
 PANTONE®
FABRIC: 16-4021 TPX
PAPER: 652 C
C:60 M:35 Y:0 K:5

 PANTONE®
FABRIC: 19-1764 TPX
PAPER: 1945 C
C:0 M:100 Y:80 K:25

 PANTONE®
FABRIC: 14-0446 TPX
PAPER: 584 C
C:25 M:0 Y:95 K:0

 PANTONE®
FABRIC: 17-1464 TPX
PAPER: 1665 C
C:0 M:77 Y:100 K:0

 PANTONE®
FABRIC: 16-4535 TPX
PAPER: 638 C
C:70 M:0 Y:10 K:0

 PANTONE®
FABRIC: 19-3737 TPX
PAPER: 7447 C
C:90 M:100 Y:30 K:15



All of our measurements are based on actual "To Fit" body sizes and not the size of the actual garment itself e.g. a polo shirt with a chest to fit size of 92-97cms / 36-38" will fit someone with similar chest measurements; trousers with a waist to fit of 50 Europe / 34" will fit someone with similar waist measurements etc.

To help you select the most appropriate size of garment(s) please refer to our measuring tips below.

Chest

Men: measure around the fullest part of the chest, 2.5cms below the underarm area ①

Women: measure around the fullest part of the bust ①

Children: measure under the arms around the fullest part of the chest ①

Collar

Men: measure around the base of the neck ②

Waist

All: measure around the natural waist, ensuring the measuring tape is kept taut ③

Leg Length

All: measure from the top of the inside leg at the crotch down to where trousers are normally worn with shoes ④

Height

Children: standing still, with feet together and flat on the floor, measure from the top of the head to the ground ⑤

All Products (excl. Shirts, Trousers, Shorts & Sweatpants)

Ladies'	XXS	XS	S	M	L	XL	2XL	3XL	4XL	5XL	6XL
Chest to fit (CM)	72-77	77-82	82-87	87-92	92-97	97-102	102-107	107-112	112-117	117-122	122-127
Chest to fit (INS)	28-30	30-32	32-34	34-36	36-38	38-40	40-42	42-44	44-46	46-48	48-50

Dress Size

UK	6	8	10	12	14	16	18	20	22	24	26
France	34	36	38	40	42	44	46	48	50	52	54
Italy	38	40	42	44	46	48	50	52	54	56	58
Germany/Europe	32	34	36	38	40	42	44	46	48	50	52

Men's	XXS	XS	S	M	L	XL	2XL	3XL	4XL	5XL	6XL
Chest to fit (CM)	82-87	87-92	92-97	97-102	102-107	107-112	112-117	117-122	122-127	127-132	132-137
Chest to fit (INS)	32-34	34-36	36-38	38-40	40-42	42-44	44-46	46-48	48-50	50-52	52-54

Shirts

Ladies'	XXS	XS	S	M	L	XL	2XL	3XL	4XL	5XL	6XL
Chest to fit (CM)	72-77	77-82	82-87	87-92	92-97	97-104	104-112	112-120	120-130	130-137	137-144
Chest to fit (INS)	28-30	30-32	32-34	34-36	36-38	38-41	41-44	44-47	47-51	51-54	54-57

Dress Size

UK	6	8	10	12	14	16	18	20	22	24	26
France	34	36	38	40	42	44	46	48	50	52	54
Italy	38	40	42	44	46	48	50	52	54	56	58
Germany/Europe	32	34	36	38	40	42	44	46	48	50	52

Men's	S	M	L	XL	2XL	3XL	4XL	5XL	6XL
Collar to fit (CM)	37-38	39-40	41-42	43-44	45-46	47-48	49-50	51-52	53-54
Dual Collar Sizes (INS)	14.5/15	15.5	16/16.5	17/17.5	18	18.5/19	19.5	20	21
Individual Collar Sizes (INS)	14.5 15	15.5	16 16.5	17 17.5	18	18.5 19	19.5	20	21
Chest to fit (CM)	92-97	97-102	102-107	107-112	112-117	117-122	122-127	127-132	132-137
Chest to fit (INS)	36-38	38-40	40-42	42-44	44-46	46-48	48-50	50-52	52-54

Trousers & Shorts

UK (INS)	28	30	32	34	36	38	40	42	44	46	48
EUROPE	44	46	48	50	52	54	56	58	60	62	64

	Short	Regular	Long
Leg Length (CM)	76	81	86
Leg Length (INS)	30	32	34

Sweatpants

	S	M	L	XL
UK (INS)	30	32	34	36
Europe	46	48	50	52

Blazers

Girls'

Chest to fit (CM)	68	71	73	76	79	81	84	86	89	91	96	101	106	112	117
Chest to fit (INS)	27	28	29	30	31	32	33	34	35	36	38	40	42	44	46

Boys'

Chest to fit (CM)	71	73	76	79	81	84	86	89	91	94	96	101	106	112	117	122
Chest to fit (INS)	28	29	30	31	32	33	34	35	36	37	38	40	42	44	46	48

All Children's Products (excl. Sweatpants)

	XS	S	M	L	XL	2XL	3XL	4XL
Age (Years)	1-2	3-4	5-6	7-8	9-10	11-12	13-14	15-16
Height (CM)	90	104	116	128	140	152	164	176
Chest to fit (CM)	51-56	56-63	63-71	71-76	76-81	81-86	86-91	91-96
Chest to fit (INS)	20-22	22-25	25-28	28-30	30-32	32-34	34-36	36-38

Sweatpants (Children)

	S	M	L	XL	2XL
Age (Years)	3-4	5-6	7-8	9-10	11-12
Height (CM)	104	116	128	140	152
Waist to fit (CM)	53	55	58	61	66
Waist to fit (INS)	21	22	23	24	26