

**R-935M-0**

# Men's Short Sleeve PolyCotton Easy Care Poplin Shirt



PolyCotton Poplin shirts are elegant and extremely versatile. And our Classic Fit now comes in 8 colours for both male and female styles.

- Classic style boned collar
- Back yoke with 2 side pleats
- Mitred edge pocket over left chest
- Straight bottom hem
- Spare buttons
- Easy Care

**MATERIAL:**

65% Polyester; 35% Cotton Poplin

**WEIGHT:**Colours 110g/m<sup>2</sup>;  
White 115g/m<sup>2</sup>**PACKING:**

Pack 1; Carton 12

**LAUNDRY CARE:**

Suitable for 40°C wash and tumble dry

**ORIGIN:**

Bangladesh

		S	M	L	XL	2XL	3XL	4XL
<b>Your body measurement</b>								
To fit chest	cm	92/97	97/102	102/107	107/112	112/117	117/122	122/127
	Ins	36/38	38/40	40/42	42/44	44/46	46/48	48/50
Collar (to fit) UK Dual Collar Sizes	cm	37/38	39/40	41/42	43/44	45/46	47/48	49/50
	Ins	14.5/15	15.5	16/16.5	17/17.5	18	18.5/19	19.5
<b>Garment dimensions</b>								
Chest Size: cm		110	116	125	134	146	153	160
Back Length: cm		76.5	77.5	78.5	79.5	80.5	82.5	83.5

**DECORATOR NOTES**

The elegant lightweight fabric is especially suited for embroidery.

**COLOURS**


**WHITE**  
**30**  
PANTONE®  
FABRIC: 11-0601 TPX  
PAPER: 7541 C  
C:0 M:0 Y:0 K:0



**BLACK**  
**36**  
PANTONE®  
FABRIC: 19-4005 TPX  
PAPER: BLACK C  
C:100 M:50 Y:50 K:100




**CORPORATE**  
**BLUE**  
**CP**  
PANTONE®  
FABRIC: 16-4021 TPX  
PAPER: 652 C  
C:60 M:35 Y:0 K:5



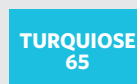
**CLASSIC**  
**RED**  
**CR**  
PANTONE®  
FABRIC: 19-1764 TPX  
PAPER: 1945 C  
C:0 M:100 Y:80 K:25



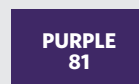
**LIME**  
**LM**  
PANTONE®  
FABRIC: 14-0446 TPX  
PAPER: 584 C  
C:25 M:0 Y:95 K:0



**ORANGE**  
**44**  
PANTONE®  
FABRIC: 17-1464 TPX  
PAPER: 1665 C  
C:0 M:77 Y:100 K:0



**TURQUOISE**  
**65**  
PANTONE®  
FABRIC: 16-4535 TPX  
PAPER: 638 C  
C:70 M:0 Y:10 K:0



**PURPLE**  
**81**  
PANTONE®  
FABRIC: 19-3737 TPX  
PAPER: 7447 C  
C:90 M:100 Y:30 K:15



Unsere Popeline-Hemden und -Blusen aus Baumwollmischgewebe sind elegant und vielseitig einsetzbar. Das Modell im klassischen Schnitt ist nun in 8 Farben als Damen- und Herrenversion erhältlich.

- Stäbchen-verstärkter, klassischer Kragen
- Rückwärtige Schulterpasse mit zwei an den Seiten eingelegten Falten
- Brusttasche links mit abgeschrägten Ecken
- Gerade geschnittener Saum
- Ersatzknöpfe
- Pflegeleicht (Easy Care)


**MATERIAL:**

65% Polyester; 35% Baumwoll-Popeline


**GEWICHT:**

 Farben 110 g/m<sup>2</sup>;  
Weiß 115 g/m<sup>22</sup>

**VERPACKUNG:**

Pack 1; Karton 12


**WASCHANLEITUNG:**

 Geeignet für 40° Wäsche und  
Wäschetrockner

**HERKUNFT:**

Bangladesch

		S	M	L	XL	2XL	3XL	4XL
<b>Ihre Körper Maße</b>								
Brustumfang	cm	92/97	97/102	102/107	107/112	112/117	117/122	122/127
	Ins	36/38	38/40	40/42	42/44	44/46	46/48	48/50
Kragenweite	cm	37/38	39/40	41/42	43/44	45/46	47/48	49/50
	Ins	14.5/15	15.5	16/16.5	17/17.5	18	18.5/19	19.5
<b>Kleidergrößen</b>								
Brustumfang: cm		110	116	125	134	146	153	160
Rückenlänge: cm		76.5	77.5	78.5	79.5	80.5	82.5	83.5


**HINWEISE ZUR VEREDLUNG**


Dieses elegante, leichte Gewebe bietet eine hervorragende Grundlage für feineren Stick.

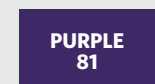

**FARBEN**

 PANTONE®  
FABRIC: 11-0601 TPX  
PAPER: 7541 C  
C:0 M:0 Y:0 K:0

 PANTONE®  
FABRIC: 19-4005 TPX  
PAPER: BLACK C  
C:100 M:50 Y:50 K:100

 PANTONE®  
FABRIC: 16-4021 TPX  
PAPER: 652 C  
C:60 M:35 Y:0 K:5

 PANTONE®  
FABRIC: 19-1764 TPX  
PAPER: 1945 C  
C:0 M:100 Y:80 K:25

 PANTONE®  
FABRIC: 14-0446 TPX  
PAPER: 584 C  
C:25 M:0 Y:95 K:0

 PANTONE®  
FABRIC: 17-1464 TPX  
PAPER: 1665 C  
C:0 M:77 Y:100 K:0

 PANTONE®  
FABRIC: 16-4535 TPX  
PAPER: 638 C  
C:70 M:0 Y:10 K:0

 PANTONE®  
FABRIC: 19-3737 TPX  
PAPER: 7447 C  
C:90 M:100 Y:30 K:15



Les Chemises en polycoton sont élégantes et se portent en toutes circonstances. Notre Chemise Coupe Classique est, quant à elle, désormais disponible dans 8 couleurs différentes, pour les hommes mais également pour les femmes.

- Col de forme classique baleiné
- Empiècement arrière avec 2 plis latéraux
- Poche de poitrine à bords biseautés sur le côté gauche
- Bas droit
- Entretien facile
- Boutons de rechange


**COMPOSITION:**

Popeline 65% Polyester; 35% Coton


**DENSITÉ:**

 Couleurs 110g/m<sup>2</sup>;  
Blanc 115g/m<sup>2</sup>

**CONDITIONNEMENT:**

Paquet 1; Cartons 12


**ENTRETIEN:**

Lavage en machine à 40°C et séchage au sèche-linge


**ORIGINE:**

Bangladesh

		S	M	L	XL	2XL	3XL	4XL
<b>Votre taille</b>								
Tour de poitrine	cm	92/97	97/102	102/107	107/112	112/117	117/122	122/127
	Ins	36/38	38/40	40/42	42/44	44/46	46/48	48/50
Tour de cou double mesure de col	cm	37/38	39/40	41/42	43/44	45/46	47/48	49/50
	Ins	14.5/15	15.5	16/16.5	17/17.5	18	18.5/19	19.5
<b>Mensurations des produits</b>								
Tour de poitrine: cm		110	116	125	134	146	153	160
Longueur de dos: cm		76.5	77.5	78.5	79.5	80.5	82.5	83.5

**NOTES POUR LA PERSONNALISATION**

Cette matière légère et élégante se prête particulièrement bien aux broderies les plus fines.


**COULEURS**

<b>WHITE 30</b>	<b>BLACK 36</b>	<b>CORPORATE BLUE CP</b>	<b>CLASSIC RED CR</b>	<b>LIME LM</b>	<b>ORANGE 44</b>	<b>TURQUIOSE 65</b>	<b>PURPLE 81</b>
PANTONE® FABRIC: 11-0601 TPX PAPER: 7541 C C:0 M:0 Y:0 K:0	PANTONE® FABRIC: 19-4005 TPX PAPER: BLACK C C:100 M:50 Y:50 K:100	PANTONE® FABRIC: 16-4021 TPX PAPER: 652 C C:60 M:35 Y:0 K:5	PANTONE® FABRIC: 19-1764 TPX PAPER: 1945 C C:0 M:100 Y:80 K:25	PANTONE® FABRIC: 14-0446 TPX PAPER: 584 C C:25 M:0 Y:95 K:0	PANTONE® FABRIC: 17-1464 TPX PAPER: 1665 C C:0 M:77 Y:100 K:0	PANTONE® FABRIC: 16-4535 TPX PAPER: 638 C C:70 M:0 Y:10 K:0	PANTONE® FABRIC: 19-3737 TPX PAPER: 7447 C C:90 M:100 Y:30 K:15



Las camisas de Poliéster y Algodón son elegantes y muy versátiles. Nuestro corte clásico está ahora disponible en 8 colores para hombre y para mujer.

- Cuello almidonado de estilo clásico
- Canesú trasero con dos pinzas laterales
- Bolsillo en ángulo recto en el pecho izquierdo
- Corte de faldón recto
- Fácil cuidado
- Botones de repuesto


**MATERIAL:**

Popelín 65% poliéster/35% algodón


**PESO:**

Colores: 110g/m<sup>2</sup>,  
Blanco: 115g/m<sup>2</sup>


**EMPAQUETADO:**

Paquete 1; Caja 12


**CUIDADOS:**

Lavado a máquina a 40°C y secado a máquina


**ORIGEN:**

Bangladesh

		S	M	L	XL	2XL	3XL	4XL
<b>Medida de su cuerpo</b>								
Contorno del pecho	cm	92/97	97/102	102/107	107/112	112/117	117/122	122/127
	Ins	36/38	38/40	40/42	42/44	44/46	46/48	48/50
Cuello (medida UK Cuello disponible en dos tamaños)	cm	37/38	39/40	41/42	43/44	45/46	47/48	49/50
	Ins	14.5/15	15.5	16/16.5	17/17.5	18	18.5/19	19.5
<b>Dimensiones de la prenda</b>								
Contorno de pecho: cm		110	116	125	134	146	153	160
Longitud trasera: cm		76.5	77.5	78.5	79.5	80.5	82.5	83.5

**INDICACIONES DE DECORACIÓN**

Tejido ligero y elegante especialmente indicado para bordados de calidad.


**COLORES**

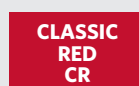

PANTONE®  
FABRIC: 11-0601 TPX  
PAPER: 7541 C  
C:0 M:0 Y:0 K:0



PANTONE®  
FABRIC: 19-4005 TPX  
PAPER: BLACK C  
C:100 M:50 Y:50 K:100




PANTONE®  
FABRIC: 16-4021 TPX  
PAPER: 652 C  
C:60 M:35 Y:0 K:5



PANTONE®  
FABRIC: 19-1764 TPX  
PAPER: 1945 C  
C:0 M:100 Y:80 K:25



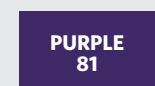
PANTONE®  
FABRIC: 14-0446 TPX  
PAPER: 584 C  
C:25 M:0 Y:95 K:0



PANTONE®  
FABRIC: 17-1464 TPX  
PAPER: 1665 C  
C:0 M:77 Y:100 K:0



PANTONE®  
FABRIC: 16-4535 TPX  
PAPER: 638 C  
C:70 M:0 Y:10 K:0



PANTONE®  
FABRIC: 19-3737 TPX  
PAPER: 7447 C  
C:90 M:100 Y:30 K:15



Le camicie in popeline di poliestere e cotone sono eleganti ed estremamente versatili ed il nostro modello classico è adesso disponibile in 8 colori per uomo e donna.

- Colletto classico con stecche
- Carré con 2 pieghe laterali
- Taschino lato sinistro
- Orlo diritto
- Stirofacile
- Bottoni di scorta


**MATERIALE:**

65% Popeline;  
35% poliestere/cotone


**PESO:**

Colori: 110g/m<sup>2</sup>;  
Bianco: 115g/m<sup>2</sup>


**IMBALLO:**

Pacco 1; Cartone 12


**LAVAGGIO:**

Lavabile a 40°C e resistente all'asciugatrice


**ORIGINE:**

Bangladesh

		S	M	L	XL	2XL	3XL	4XL
<b>La misura del Vostro corpo</b>								
Torace da vestire	cm	92/97	97/102	102/107	107/112	112/117	117/122	122/127
	Ins	36/38	38/40	40/42	42/44	44/46	46/48	48/50
Misura dei collo in due taglie	cm	37/38	39/40	41/42	43/44	45/46	47/48	49/50
	Ins	14.5/15	15.5	16/16.5	17/17.5	18	18.5/19	19.5
<b>Misure del capo</b>								
Misura del torace in: cm		110	116	125	134	146	153	160
Misura delle spalle in: cm		76.5	77.5	78.5	79.5	80.5	82.5	83.5

**NOTE PER I DECORATORI**

Il tessuto leggero ed elegante è particolarmente indicato per i ricami più raffinati


**COLORI**

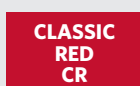

PANTONE®  
FABRIC: 11-0601 TPX  
PAPER: 7541 C  
C:0 M:0 Y:0 K:0



PANTONE®  
FABRIC: 19-4005 TPX  
PAPER: BLACK C  
C:100 M:50 Y:50 K:100



PANTONE®  
FABRIC: 16-4021 TPX  
PAPER: 652 C  
C:60 M:35 Y:0 K:5



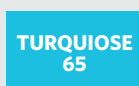
PANTONE®  
FABRIC: 19-1764 TPX  
PAPER: 1945 C  
C:0 M:100 Y:80 K:25



PANTONE®  
FABRIC: 14-0446 TPX  
PAPER: 584 C  
C:25 M:0 Y:95 K:0



PANTONE®  
FABRIC: 17-1464 TPX  
PAPER: 1665 C  
C:0 M:77 Y:100 K:0



PANTONE®  
FABRIC: 16-4535 TPX  
PAPER: 638 C  
C:70 M:0 Y:10 K:0



PANTONE®  
FABRIC: 19-3737 TPX  
PAPER: 7447 C  
C:90 M:100 Y:30 K:15



Koszule poplin są niezwykle eleganckie i bardzo wszechstronne. Wraz z wprowadzeniem 5 nowych wersji stylowych, nasza koszula z polibawełny zaspokaja każde wymagania użytkownika.

- Klasyczny, stylowy kołnierzyk
- Karczek z dwoma bocznymi plisami
- Skośne kieszenie po lewej stronie na wysokości klatki piersiowej
- Proste dolne obszycie
- Zapasowe guziki
- Łatwa w pielęgnacji


**MATERIAŁ:**

65% poliester; 35% bawełna poplin


**GRAMATURA:**

 Kolory: 110g/m<sup>2</sup>;  
Biały: 115g/m<sup>2</sup>

**PAKOWANIE:**

Opakowanie 1; Karton 12


**PRANIE:**

Prac w 40°C, suszyć w suszarce


**POCHODZENIE:**

Bangladesz

		S	M	L	XL	2XL	3XL	4XL
<b>Tweje wymiary</b>								
Klatka piersiowa do dopasowania	cm	92/97	97/102	102/107	107/112	112/117	117/122	122/127
	Ins	36/38	38/40	40/42	42/44	44/46	46/48	48/50
Kołnierzyk (do dopasowania) podwójny rozmiar kołnierzyka UK	cm	37/38	39/40	41/42	43/44	45/46	47/48	49/50
	Ins	14.5/15	15.5	16/16.5	17/17.5	18	18.5/19	19.5
<b>Wymiary ubrania</b>								
Rozmiar klatki piersiowej: cm		110	116	125	134	146	153	160
Długość pleców: cm		76.5	77.5	78.5	79.5	80.5	82.5	83.5

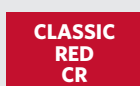
**UWAGI DEKORATORA**

Elegancka lekka tkanina jest szczególnie przystosowana do haftu.


**KOLORY**

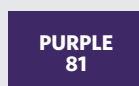
 PANTONE®  
FABRIC: 11-0601 TPX  
PAPER: 7541 C  
C:0 M:0 Y:0 K:0

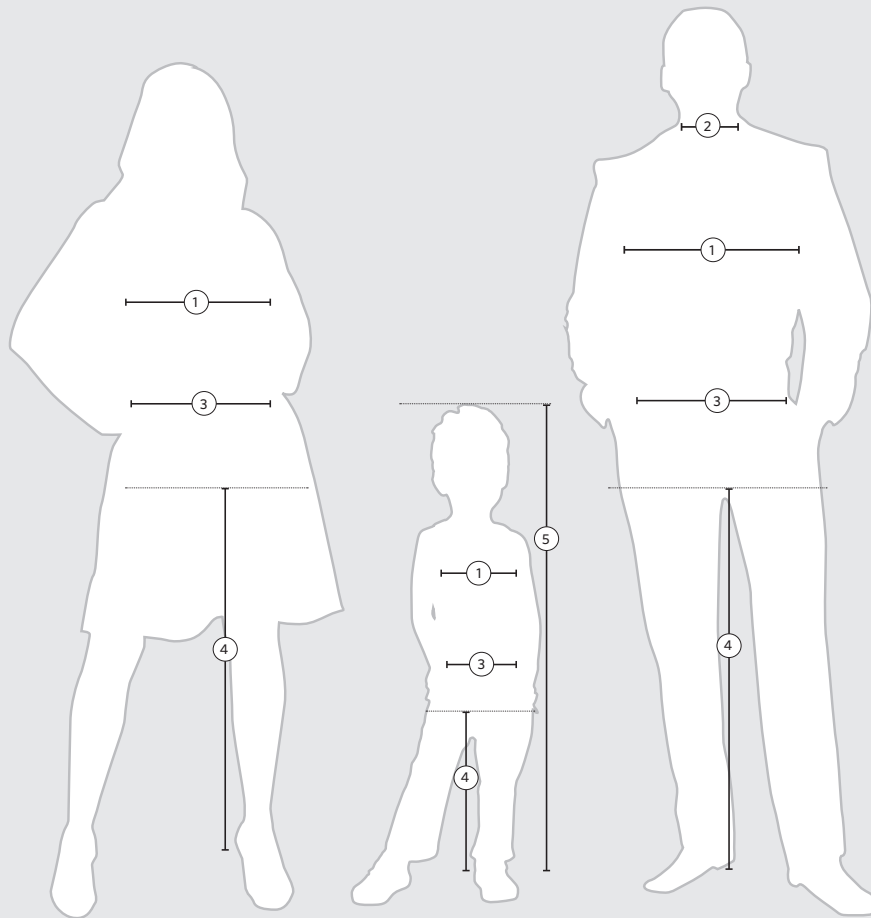
 PANTONE®  
FABRIC: 19-4005 TPX  
PAPER: BLACK C  
C:100 M:50 Y:50 K:100

 PANTONE®  
FABRIC: 16-4021 TPX  
PAPER: 652 C  
C:60 M:35 Y:0 K:5

 PANTONE®  
FABRIC: 19-1764 TPX  
PAPER: 1945 C  
C:0 M:100 Y:80 K:25

 PANTONE®  
FABRIC: 14-0446 TPX  
PAPER: 584 C  
C:25 M:0 Y:95 K:0

 PANTONE®  
FABRIC: 17-1464 TPX  
PAPER: 1665 C  
C:0 M:77 Y:100 K:0

 PANTONE®  
FABRIC: 16-4535 TPX  
PAPER: 638 C  
C:70 M:0 Y:10 K:0

 PANTONE®  
FABRIC: 19-3737 TPX  
PAPER: 7447 C  
C:90 M:100 Y:30 K:15



All of our measurements are based on actual "To Fit" body sizes and not the size of the actual garment itself e.g. a polo shirt with a chest to fit size of 92-97cms / 36-38" will fit someone with similar chest measurements; trousers with a waist to fit of 50 Europe / 34" will fit someone with similar waist measurements etc.

To help you select the most appropriate size of garment(s) please refer to our measuring tips below.

## Chest

**Men:** measure around the fullest part of the chest, 2.5cms below the underarm area ①

**Women:** measure around the fullest part of the bust ①

**Children:** measure under the arms around the fullest part of the chest ①

## Collar

**Men:** measure around the base of the neck ②

## Waist

**All:** measure around the natural waist, ensuring the measuring tape is kept taut ③

## Leg Length

**All:** measure from the top of the inside leg at the crotch down to where trousers are normally worn with shoes ④

## Height

**Children:** standing still, with feet together and flat on the floor, measure from the top of the head to the ground ⑤

## All Products (excl. Shirts, Trousers, Shorts & Sweatpants)

Ladies'	XXS	XS	S	M	L	XL	2XL	3XL	4XL	5XL	6XL
Chest to fit (CM)	72-77	77-82	82-87	87-92	92-97	97-102	102-107	107-112	112-117	117-122	122-127
Chest to fit (INS)	28-30	30-32	32-34	34-36	36-38	38-40	40-42	42-44	44-46	46-48	48-50

### Dress Size

UK	6	8	10	12	14	16	18	20	22	24	26
France	34	36	38	40	42	44	46	48	50	52	54
Italy	38	40	42	44	46	48	50	52	54	56	58
Germany/Europe	32	34	36	38	40	42	44	46	48	50	52

Men's	XXS	XS	S	M	L	XL	2XL	3XL	4XL	5XL	6XL
Chest to fit (CM)	82-87	87-92	92-97	97-102	102-107	107-112	112-117	117-122	122-127	127-132	132-137
Chest to fit (INS)	32-34	34-36	36-38	38-40	40-42	42-44	44-46	46-48	48-50	50-52	52-54

## Shirts

Ladies'	XXS	XS	S	M	L	XL	2XL	3XL	4XL	5XL	6XL
Chest to fit (CM)	72-77	77-82	82-87	87-92	92-97	97-104	104-112	112-120	120-130	130-137	137-144
Chest to fit (INS)	28-30	30-32	32-34	34-36	36-38	38-41	41-44	44-47	47-51	51-54	54-57

### Dress Size

UK	6	8	10	12	14	16	18	20	22	24	26
France	34	36	38	40	42	44	46	48	50	52	54
Italy	38	40	42	44	46	48	50	52	54	56	58
Germany/Europe	32	34	36	38	40	42	44	46	48	50	52

Men's	S	M	L	XL	2XL	3XL	4XL	5XL	6XL
Collar to fit (CM)	37-38	39-40	41-42	43-44	45-46	47-48	49-50	51-52	53-54
Dual Collar Sizes (INS)	14.5/15	15.5	16/16.5	17/17.5	18	18.5/19	19.5	20	21
Individual Collar Sizes (INS)	14.5   15	15.5	16   16.5	17   17.5	18	18.5   19	19.5	20	21
Chest to fit (CM)	92-97	97-102	102-107	107-112	112-117	117-122	122-127	127-132	132-137
Chest to fit (INS)	36-38	38-40	40-42	42-44	44-46	46-48	48-50	50-52	52-54

## Trousers & Shorts

UK (INS)	28	30	32	34	36	38	40	42	44	46	48
EUROPE	44	46	48	50	52	54	56	58	60	62	64

	Short	Regular	Long
Leg Length (CM)	76	81	86
Leg Length (INS)	30	32	34

## Sweatpants

	S	M	L	XL
UK (INS)	30	32	34	36
Europe	46	48	50	52

## Blazers

### Girls'

Chest to fit (CM)	68	71	73	76	79	81	84	86	89	91	96	101	106	112	117
Chest to fit (INS)	27	28	29	30	31	32	33	34	35	36	38	40	42	44	46

### Boys'

Chest to fit (CM)	71	73	76	79	81	84	86	89	91	94	96	101	106	112	117	122
Chest to fit (INS)	28	29	30	31	32	33	34	35	36	37	38	40	42	44	46	48

## All Children's Products (excl. Sweatpants)

	XS	S	M	L	XL	2XL	3XL	4XL
Age (Years)	1-2	3-4	5-6	7-8	9-10	11-12	13-14	15-16
Height (CM)	90	104	116	128	140	152	164	176
Chest to fit (CM)	51-56	56-63	63-71	71-76	76-81	81-86	86-91	91-96
Chest to fit (INS)	20-22	22-25	25-28	28-30	30-32	32-34	34-36	36-38

## Sweatpants (Children)

	S	M	L	XL	2XL
Age (Years)	3-4	5-6	7-8	9-10	11-12
Height (CM)	104	116	128	140	152
Waist to fit (CM)	53	55	58	61	66
Waist to fit (INS)	21	22	23	24	26